




## FINGER SCAN GUIDE




It's easy to learn how to correctly scan and enroll fingers. With a little practice, people learn the placement that works best for them. The correct placement of the finger on the reader is necessary to get a good scan. Place the pad of the finger in the center of the scanning plate. The finger must make contact with the scanner, but do not press too hard. Pressing too hard or sliding your finger will distort the image.

For correct finger placement, open the hand and place the index finger lightly in the center of the scanner (see images below).

## CORRECT FINGER PLACEMENT



## INCORRECT FINGER PLACEMENT



*Technology made easy!*